




Scores

CHG-MERIDIAN

2025

CHG-MERIDIAN




Overall scores

| Score visibility |  Climate change |  Forests |  Water security |
|--|--|---|--|
| Private | | | |
| If you were requested by any Supply Chain members or Capital Markets Signatories, they can see these scores. | B | - | - |
| Public | | | |
| Visible on your organization's profile on the CDP website. | - | - | - |

This score is private.

Category scores

Category scores are combined to produce your overall score. Some categories have a higher weighting than others to reflect their importance, which varies depending on your sector. Not all categories are relevant to every environmental issue. [View scores guidance](#).

| Category name |  Climate change |  Forests |  Water security |
|---|--|---|--|
| Business Strategy | B- | - | - |
| Commodity Visibility and Reporting | - | - | - |
| Context | A | - | - |
| DCF Status | - | - | - |
| Dependencies, Impacts, Risks and Opportunities Process | B | - | - |
| Emissions Reduction Initiatives | - | - | - |
| Emissions Reduction Initiatives and Low Carbon Products | D | - | - |
| Energy | B | - | - |
| Engagement in Activities and Initiatives | - | - | - |
| Environmental Policies | B- | - | - |

| | | | |
|---|----|---|---|
| Governance | A- | - | - |
| Opportunity Disclosure | D | - | - |
| Portfolio Impact | - | - | - |
| Pricing Environmental Externalities | C | - | - |
| Public Policy Engagement and Industry Collaboration | B | - | - |
| Risk Disclosure | D | - | - |
| Scope 1 and 2 Emissions | A | - | - |
| Scope 1, 2 and 3 Emissions | - | - | - |
| Scope 3 Emissions | D | - | - |
| Targets | B | - | - |
| Value Chain Engagement | C | - | - |
| Verification (Incl. Emissions) | A | - | - |
| Water Accounting | - | - | - |
| Water Pollution Management Procedures | - | - | - |